







-  Microbial Conforming Result
-  Microbial Non-Conforming Result
-  ATP Conforming Result
-  ATP Non-Conforming Result



Stop Reacting and Start Mapping

Turn your environmental monitoring data into actionable insights



Enhance Facility Safety and Efficiency

Realize immediate ROI by visualizing **patented trend rings** and preventing cross-contamination.

- Provide prebuilt and custom trend reports on demand showing hot spots for management review and audits.
- Reduce the risk of recall with early detection of contaminated Zone 1 through 4 contact surfaces and high-risk areas.
- Direct WiFi uploads of ATP results to a 2D or 3D map of your facility with historic trending.
- 3D mapping availability for operational training and critical control point management.

Quantify. Verify. Satisfy.

- **Understand** your facility's environment through results mapping, trend reports, a sample scheduler, and **digital CAPA records**.
- **Implement** targeted corrective and preventive actions.
- **Create** sampling schedules on a routine or randomized basis to ensure that all sites are adequately monitored.
- **Investigate** more thoroughly and intentionally.
- **Communicate and Collaborate** more effectively with your food safety team.



Scan for more about data mapping and trending!

www.charm.com

T +1.978.687.9200 | F +1.978.687.9216 | E info@charm.com | 659 Andover Street, Lawrence, MA 01843
 © 2025 Charm Sciences, Inc. | Charm and novLUM are registered trademarks of Charm Sciences, Inc. eBacMap is a licensed registered trademark of eBacMap, LLC | MRK-1507-002 Jan-2025

