



Customer Testimonial

“ Charm Peel Plate Microbial Tests are simplified culture methods. Charm Peel Plates have provided exceptional benefits to our manufacturing plant. The ease of use was a must have for us. We were able to teach plant operators, who have no lab background, how to dilute and properly plate, incubate, and read samples without having to hire additional staff. Now, we can plate our samples, wait the short period for the results, and package or immediately implement corrective actions.

The plates have saved us significant time and money. ”

-Annette C.
Simmons Grain Co.

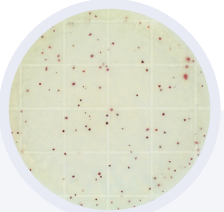
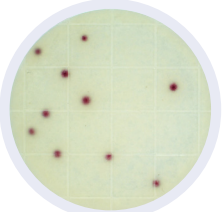


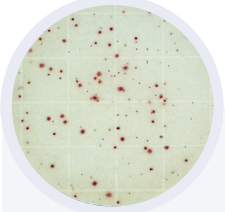







Charm® Peel Plate® Microbial Tests

Simplified Culture Method For Detecting
Microorganisms



Peel Plate Microbial Test: Family Brochure

Test Name					
	Charm Peel Plate AC Microbial Test (Aerobic Count)	Charm Peel Plate CC Microbial Test (Coliform)	Charm Peel Plate EB Microbial Test (Enterobacteriaceae)	Charm Peel Plate EC Microbial Test (<i>E. coli</i> and Coliform)	Charm Peel Plate HET Microbial Test (Heterotrophic Count)
Features and Benefits					
Ease-of-use	✓	✓	✓	✓	✓
Certified	AOAC-RI 071501		MicroVal, AOAC 2018.05	AOAC-RI 061501	
Approval	FDA 2400, NCIMS/PMO	FDA 2400, NCIMS/PMO		FDA 2400, NCIMS/PMO	
Standards	Validated for dairy and food, LPC testing	Validated for dried milk, fish, and 6 ready to eat foods	Food industry-specific, no gas/acid interpretation needed	15 matrices; <i>E. coli</i> in blue/purple, coliform in red	Uses R2A formulation with TTC substrate for easy red colony identification
Shelf-life	← All tests can be stored in a resealable foil zip bag, maintaining their effectiveness and ready-to-use condition for up to 12 months at room temperature except SA, PS and LAB that require refrigeration →				
Colony Visibility					
Colony Colors	 Red colonies	 Red colonies	 Blue and red colonies	 Red, blue, and purple colonies	 Red colonies
Time & Incubation	← Colonies easily picked for additional isolation/classification. →				
Time	48 ± 3 hrs	24 ± 2 hrs	24 to 48 hrs	24 ± 2 hrs	5 to 7 days
Dairy	32 ± 1°C	32 ± 1°C	37 ± 1°C	32 ± 1°C	N/A
Water	35 ± 1°C	35 ± 1°C	37 ± 1°C	35 ± 1°C	20 to 28°C
Other Products	35 ± 1°C	35 ± 1°C	37 ± 1°C	35 ± 1°C	N/A
Tests Available					
High Volume (5 mL)		✓	✓	✓	
Cultured Dairy		✓	✓	✓	
High Volume Cultured Dairy		✓	✓	✓	

Simple procedure with clear and accurate results:

The tests are prepared media in a shallow dish with an adhesive top. Just add the sample to the middle and it diffuses through the media and solidifies, with LAB test apply overlay disc. Invert the test, stack multiple tests together (if appropriate), and incubate. The Peel Plate tests are intended for microbiological laboratories, but may also be used by food quality stakeholders such as farmers, milk processors, and water municipalities.

Charm's Peel Plate Microbial Tests offer ready-to-use, effective solutions for detecting bacteria and verifying sanitation in various industries.



<div><div><div></div><div></div><div></div><div></div><div></div></div></div>					Test Name
<div><div><div>Charm Peel Plate LAB Microbial Test (Lactic Acid Bacteria)</div><div>Charm Peel Plate PS Microbial Test (Pseudomonas)</div><div>Charm Peel Plate SA Microbial Test (<i>Staphylococcus aureus</i>)</div><div>Charm Peel Plate Y Microbial Test (Yeast)</div><div>Charm Peel Plate YM Microbial Test (Yeast & Mold)</div></div></div>					Features and Benefits
<div><div><div>✓</div><div>✓</div><div>✓</div><div>✓</div><div>✓</div></div></div>					Ease-of-use
<div><div><div></div><div></div><div>AOAC-RI 082401</div><div></div><div>AOAC-RI 061601</div></div></div>					Certified
<div><div><div>Uses unique overlay to create anaerobic environment to maximize recovery of lactic acid bacteria</div><div>Gram Negative selective medium with TTC substrate for psuedomonas detection</div><div>15 matrices</div><div>Ideal for foods with natural molds (e.g., blue cheese)</div><div>8 food matrices, selective for yeast and mold</div></div></div>					Approval
<div><div><div>← All tests can be stored in a resealable foil zip bag, maintaining their effectiveness and ready-to-use condition for up to 12 months at room temperature except SA, PS and LAB that require refrigeration →</div></div></div>					Standards
<div><div><div></div><div></div><div></div><div></div><div></div></div></div>					Shelf-life
<div><div><div>← Colonies easily picked for additional isolation/classification. →</div></div></div>					Colony Visibility
<div><div><div><div>48 to 72 hrs</div><div>48 to 72 hrs</div><div>24 to 48 hrs</div><div>3 to 5 days</div><div>3 to 5 days</div></div></div></div>					Colony Colors
<div><div><div><div>← Incubation Temperature →</div></div></div></div>					Time & Incubation
<div><div><div><div>N/A</div><div>32 ± 1°C</div><div>35 to 37°C</div><div>32 ± 1°C</div><div>25 ± 3°C</div></div></div></div>					Time
<div><div><div><div>N/A</div><div>32 ± 1°C</div><div>N/A</div><div>N/A</div><div>N/A</div></div></div></div>					Dairy
<div><div><div><div>32 ± 1°C</div><div>32 ± 1°C</div><div>35 to 37°C</div><div>32 ± 1°C</div><div>25 ± 3°C</div></div></div></div>					Water
<div><div><div><div></div><div></div><div></div><div></div><div></div></div></div></div>					Other Products
<div><div><div><div></div><div></div><div></div><div></div><div></div></div></div></div>					Tests Available
<div><div><div><div></div><div></div><div>✓</div><div></div><div></div></div></div></div>					High Volume (5 mL)
<div><div><div><div></div><div></div><div></div><div></div><div></div></div></div></div>					Cultured Dairy
<div><div><div><div></div><div></div><div></div><div></div><div></div></div></div></div>					High Volume Cultured Dairy

1

Peel

2

Vertically Pipet
within 2 to 3 seconds

3

Seal

4

Incubate
at specified temperature and times.

DONE!



Peel Plate Colony Counter



Peel Plates may be counted with the Peel Plate IntelliCount System. Supported by the customer's network Windows 11 computer, the system offers two software options to accurately capture images, count colonies, and report results in an exportable format. Both software options install on the computer providing excellent counting precision while one harnesses AI learning in the cloud.

Discover how Charm can streamline your workflow!



Sanitation Verification Tools



PocketSwab® Plus ATP Test
& novaLUM® II-X System

Charm's Integrated Sanitation Monitoring provides fast, reliable ATP and Peel Plate testing to ensure thorough cleaning and food safety compliance. With heightened industry focus on hygiene, Charm empowers food facilities to prevent cross-contamination and control infection risks, meeting 3rd-party and regulatory standards.

Ready to elevate your food safety practices? Learn more about how Charm can help you stay ahead.



Charm eBacMap Software



Unlock actionable insights with Charm's eBacMap Software. Map environmental data, optimize sampling, and improve team collaboration to boost facility safety. Identify hotspots, prevent cross-contamination, and reduce recall risks with instant ATP result tracking and customizable trend reports.

Take control of your facility's health—try eBacMap today!

