

ROSA® WET®-S5 Aflatoxin Quantitative Test Flow Chart (5:1 Extraction)

See Approved Commodities
Below

Test Ranges: 0 to 150 ppb
0 to 500 ppb

USDA-FGIS Approved Commodities:
DDG, DDGS, Soybeans

Sample Preparation



(1) Weigh
Ground sample
50 g



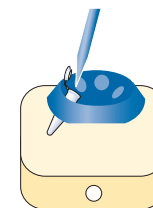
(2) Add Powder
Add WET-S
Extraction Powder
2 Packets for 50 g Sample



(3) Add Water
Deionized, Distilled,
or Bottled Water
250 mL

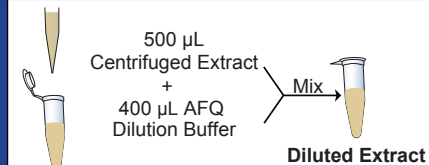


(4) Extract
Shake vigorously
for at least 1.5 minutes;
do not exceed 2.5 minutes



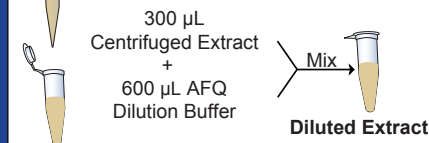
(5) Clarify
Centrifuge^A

DDG & DDGS



or

Soybeans

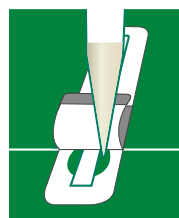


^AUse the centrifuged extract within 2 hours

Test Procedure



(1)
Place test strip in ROSA Incubator or
Charm EZ-M system.
For Charm EZ-M system select appropriate
test, commodity and dilution if prompted.



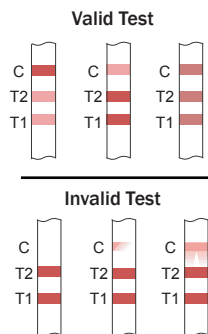
(2)
Peel tape.
Pipet 300 µL **Diluted Extract**
into sample compartment.
Reseal tape.



(3)
Close lid.
Incubate for 5 minutes.

Read Result

(1) Inspect test strip



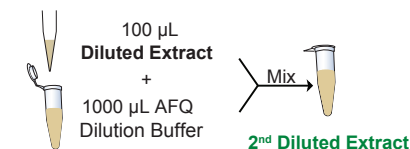
(2) Read result with ROSA-M Reader or Charm EZ-M system

ROSA-M Reader: Select MYCO2 channel in 3-line mode (blinking) and appropriate MATRIX.

Charm EZ-M system: Select appropriate test, commodity and dilution if prompted.

Commodity	Sample (Dilution)	MATRIX	Quantitation Range	LOD
DDG and DDGS	Diluted Extract (DE)	01	5 to 100 ppb	3 ppb
	2nd Diluted Extract (2ND DE)	05	50 to 300 ppb	-
Soybeans	Diluted Extract (DE)	03	5 to 100 ppb	3 ppb
	2nd Diluted Extract (2ND DE)	04	50 to 300 ppb	-

For quantitation of 50 to 300 ppb:



- Prepare 2nd Diluted Extract**
- Repeat Test Procedure (steps 1, 2, 3) with 2nd Diluted Extract**
- Read Result**