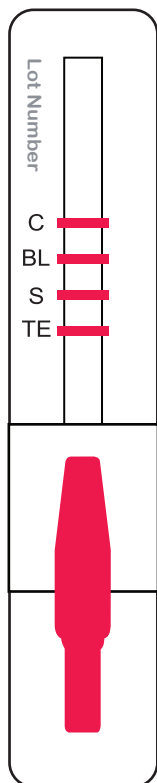
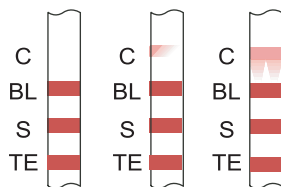


REFERENCE CARD for Charm® TRIO Test

This summary test procedure is not for use in regulatory testing. Refer to the current Operator's Manual for the complete procedure.

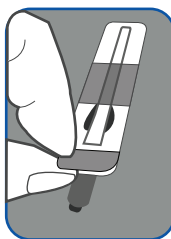


Invalid



Re-test **Invalid** samples

1

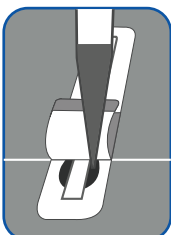


Shake diluted milk sample (or controls) and label test strip.

Place strip in Charm EZ Lite system and use tab to peel tape back to "Peel to here" line.

Peel Strip

2



Slowly pipet 300 µL sample into sample compartment of strip (as shown).

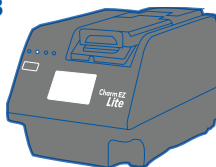
Reseal tape over sample compartment.

Close lid and latch.

Incubate for 3 minutes.

Add Raw Milk Sample

3



Charm EZ Lite system interprets test results as positive or negative.

Incubate & Read

T +1.978.687.9200 | F +1.978.687.9216 | E info@charm.com | www.charm.com

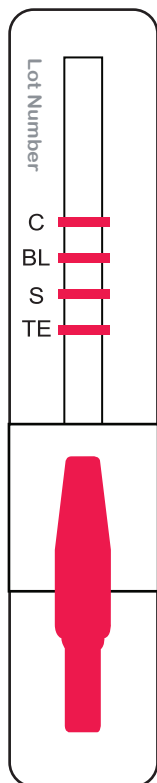


659 Andover Street, Lawrence, MA 01843-1032, USA

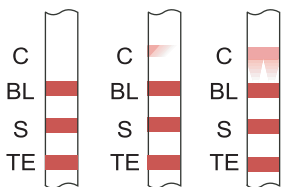
© 2016 Charm Sciences, Inc. Charm and ROSA are registered trademarks of Charm Sciences, Inc.
MRK-889-002 Feb-2016

REFERENCE CARD for Charm® TRIO Test

This summary test procedure is not for use in regulatory testing. Refer to the current Operator's Manual for the complete procedure.

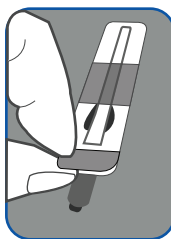


Invalid



Re-test **Invalid** samples

1

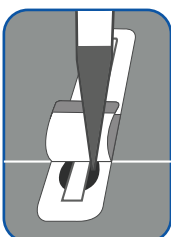


Shake diluted milk sample (or controls) and label test strip.

Place strip in Charm EZ Lite system and use tab to peel tape back to "Peel to here" line.

Peel Strip

2



Slowly pipet 300 µL sample into sample compartment of strip (as shown).


Reseal tape over sample compartment.

Close lid and latch.

Incubate for 3 minutes.

Add Raw Milk Sample

3



Charm EZ Lite system interprets test results as positive or negative.

Incubate & Read

T +1.978.687.9200 | F +1.978.687.9216 | E info@charm.com | www.charm.com



659 Andover Street, Lawrence, MA 01843-1032, USA

© 2016 Charm Sciences, Inc. Charm and ROSA are registered trademarks of Charm Sciences, Inc.
MRK-889-002 Feb-2016