



WiFi Sync pre-op swab data from production floor to your dashboard in real time!

## novaLUM<sup>®</sup> II-X ATP Detection System

Superior Science for Advanced Sanitation Control



## Sanitation Verification Simplified

Effective sanitation leads to improved product quality, extended shelf life, and reduces microbial challenges in the factory to help protect the brand from product recalls.

Charm has developed scientifically advanced swab chemistry for effective sanitation and allergen control, pasteurization verification, and pesticide screening. This chemistry, combined with the internal multiplication of the novaLUM II-X system's photomultiplier tube (PMT), amplifies even the smallest light signal to detect the lowest level of contamination.

### Time is Money: Reduce Pre-operational Testing Time


Five-second real-time results. Risks can be assessed immediately, corrective actions expedited, and production started with confidence.



### Save Money with Improved Sanitation Monitoring

- Reduce microbial challenges
- Improve product quality
- Reduce consumer complaints
- Extend product shelf life

## Technology Designed to Support Your Quality Management System



### Efficient Data Collection and Documentation from Factory Floor

- Wirelessly email test results from novaLUM II-X system
- Document corrective action notes directly to test results on the novaLUM II-X system
- Add new swabbing locations through the novaLUM II-X touch screen



# Streamlined Corrective Action Documentation

## Meet SQF/BRC/FSC22000 Audit Documentation Needs:

- Retests from a reclean auto-increments until a passing result is achieved. It will then be removed from the retest list.
- The equipment must be re-cleaned prior to the retest.
- Document correction on the novaLUM II-X system.
- Correction notes sync to database.
- Customizable notes to meet SSOP/GFSI documentation needs.

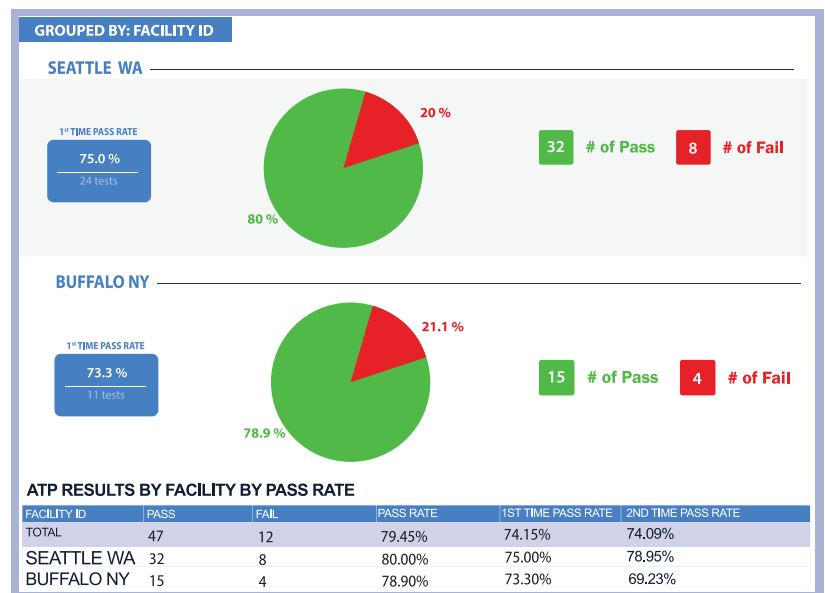
**Retest List**

The interface shows a 'Retest List' with two items: 'DELI ROOM SLICER STAINLESS STEEL 24MAY2019' and 'PREP ROOM BLG FILLING AND SEALING STEEL 24MAY2019 #2'. Each item has a 'RUN' button. Below this is a menu for 'Editable Canned Notes' with options: 'Re-CIP', 'Re-CIP and Sanitize', 'Re-Rinse and Sanitize', 'Re-COP', and 'Additional Manual Cleaning'. Each option has an edit icon (pencil) and a save icon (checkmark). Navigation arrows and a home button are also visible.

## Data Analytics

- **WiFi Data SYNC** - From the novaLUM II-X instrument to the computer in real time to both local and/or corporate database.
- **novaLINK 5 Software** - Auto-emailing of sanitation reports to managers ranking each factories pass/fail % which helps control sanitation costs and investigate SSOP where first-time pass rate is out of spec.
- **Auto-email Trigger** - Daily, weekly, monthly sanitation verification reports sent to Corporate Quality, QA, Sanitation, and Operation Managers.
- **Data Integrity** - Meets Title 21 CFR part 11 for electronic records. The system features an updated protected database structure enabling encrypted data results and individual password per operator ID.

## Corporate Report



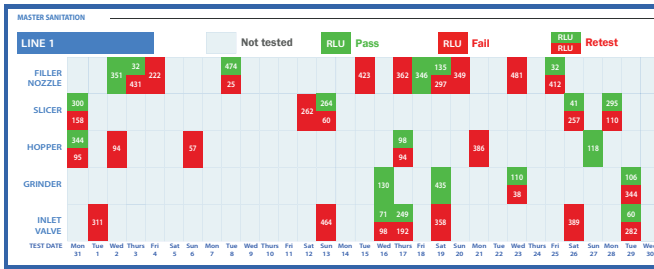
# Dashboard Visibility Across Corporate Enterprise

## Flexible and Configurable

Simplified reporting function allows real-time filtering and selection of data needed to build customizable reports. Preprogrammed interactive graphics enable simplified monitoring of corrective actions. This data can be integrated into LIMS system.

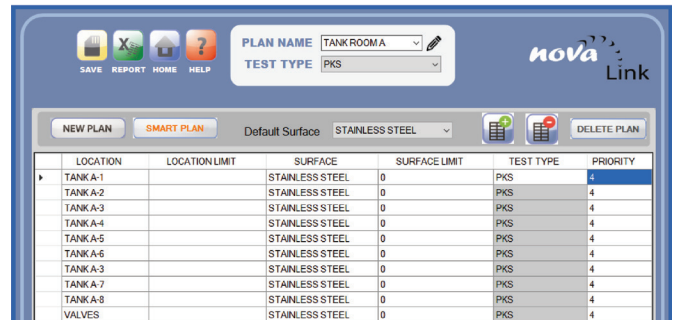
The novaLUM II-X ATP detection system is programmable by swab site, grouped sites, facility layout, product line, process type, shift periods, cleaning programs, surface type, up to two operator IDs, novaLUM II-X ATP detection system serial number, and limits with simple pass/fail interpretation.

**Master Sanitation Plan** - Chart denotes which locations were tested, date, with pass/fail results in red/green. Gray boxes indicate swab locations which have not been sampled.



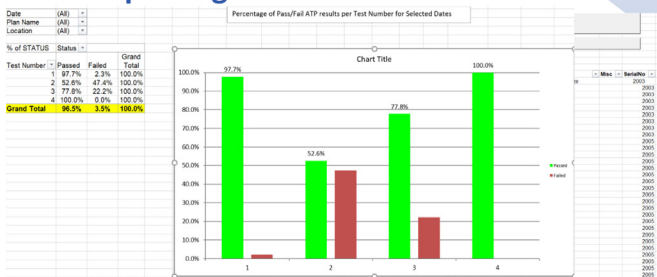
## Risk Assessment - Smart Plan Zone Swabbing -

Risk-based sampling on Zones 1, 2, 3, 4. Controls effectiveness of the sanitation monitoring program, no longer relying on employees to determine where to swab.



## Excel Reporting with Optional Pre-defined Macros

### Excel Reporting



Want to learn how you can strengthen your sanitation and hygiene monitoring programs?

Contact us today for a free consultation.