

ROSA® FAST5 DON Quantitative Test Flow Chart



See Approved Commodities Below

Test Ranges: 0 to 1.5 ppm
0 to 6 ppm

Charm-Approved Commodities:

Barley, Brewer's Rice, Buckwheat, Corn, Corn Bran, Corn Germ Meal, Corn Gluten Feed, Corn Gluten Meal, DDGS, Hominy, Malted Barley, Milled Rice, Oats, Palm Kernel Meal, Rapeseed Meal, Rice Bran, Rough Rice, Rye, Sorghum, Soybean Meal, Triticale, Wheat, Wheat Bran, Wheat Flour, Wheat Midds, Wheat Red Dog, Wheat Screenings

Sample Preparation

(1) Weigh
Ground sample

50 g or 10 g

(2) Add Solvent
Deionized or Distilled Water

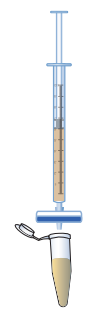
250 mL or 50 mL

(3) Extract
Shake vigorously or blend for 30 seconds; do not exceed 2 minutes

(4) Clarify
Centrifuge, filter, or allow to settle

DDGS Only
Adjust **Extract** pH to 6.5 to 7.5 with 30% KOH

Filter for:
Rice Bran and Wheat Midds Only



Pass extract through GF/CA Filter

0 - 1.5 ppm

100 µL Extract + 1.0 mL DONQ-FAST5 Dilution Buffer → Mix → **Diluted Extract**

and if needed

0 - 6 ppm

300 µL Diluted Extract + 1.0 mL DONQ-FAST5 Dilution Buffer → Mix → **2nd Diluted Extract**

(5) Dilute

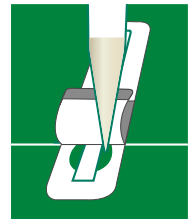
Prepare **Diluted Extract** and if needed **2nd Diluted Extract**

Test Procedure



(1)
Place test strip in ROSA Incubator or Charm EZ®-M system.

For Charm EZ-M system select appropriate test, commodity and dilution if prompted.



(2)
Peel tape.

Pipet 300 µL **Diluted Extract** or **2nd Diluted Extract** into sample compartment.

Reseal tape.

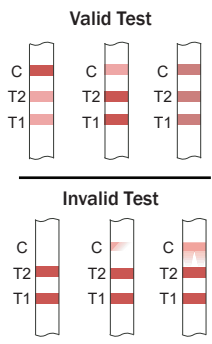


(3)
Close lid.

Incubate for 5 minutes.

Read Result

(1) Inspect test strip



(2) Read results with ROSA-M Reader or Charm EZ-M system

ROSA-M Reader: Select DON channel in 3-line mode (blinking) and appropriate MATRIX.

Charm EZ-M system: Select appropriate test, commodity and dilution if prompted.

Sample (Dilution)	MATRIX	Quantitation Range	LOD
Diluted Extract (DE)	00	0.5 to 1.5 ppm	0.1 ppm
2 nd Diluted Extract (2ND DE)	01	1 to 5.4 ppm	-