

ROSA® FAST Aflatoxin Quantitative Test Flow Chart - 3 minute incubation

See Approved Commodities Below

Test Ranges: 0 to 30 ppb
0 to 150 ppb

FGIS-Approved Commodity:
Corn

Sample Preparation



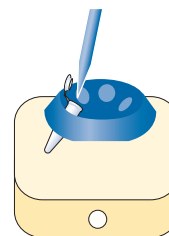
(1) Weigh
Ground sample^A
50 g
or 10 g



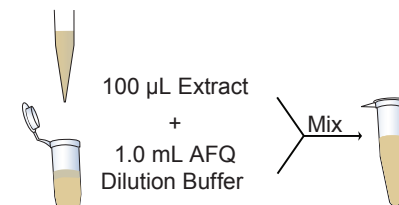
(2) Add Solvent
70% Methanol
100 mL
or 20 mL



(3) Extract
Shake vigorously or blend
1 minute; do not exceed
2 minutes.



(4) Clarify
Centrifuge
or allow to settle.



100 µL Extract
+
1.0 mL AFQ
Dilution Buffer
Mix
Diluted Extract

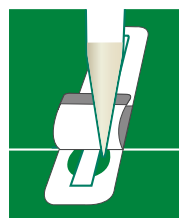
(5) Dilute
Prepare **Diluted Extract**.

^A50 g is the official FGIS required / Charm recommended sample weight, 10 g is an unofficial / optional sample weight

Test Procedure



(1)
Place test strip in ROSA Incubator or Charm EZ®-M system.
For Charm EZ-M system select appropriate test, commodity and dilution if prompted.



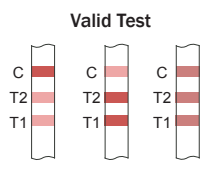
(2)
Peel tape.
Pipet 300 µL Diluted Extract into sample compartment.
Reseal tape.



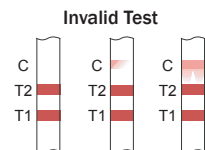
(3)
Close lid.
Incubate for 3 minutes.

Read Result

(1) Inspect test strip



Valid Test



Invalid Test

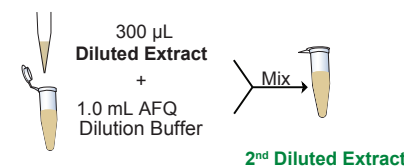
(2) Read result with ROSA-M Reader or Charm EZ-M system

ROSA-M Reader: Select AFLA SL channel in 3-line mode (blinking) and appropriate MATRIX.

Charm EZ-M system: Select appropriate test, commodity and dilution if prompted.

Sample	MATRIX	Quantitation Range	LOD
Diluted Extract (DE)	00	5 to 30 ppb	2 ppb
2nd Diluted Extract (2ND DE)	01	20 to 100 ppb	-

For quantitation of 20 to 100 ppb:



- Prepare 2nd Diluted Extract**
- Repeat Test Procedure (steps 1, 2, 3) with 2nd Diluted Extract**
- Read Result**