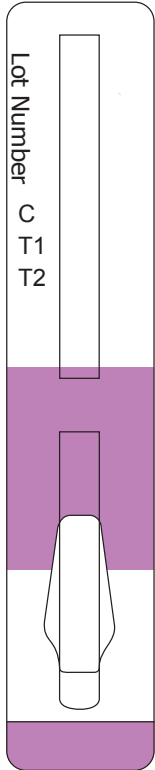


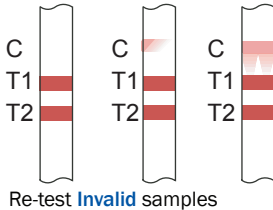
REFERENCE CARD for Charm® MRL Aflatoxin M1 Quantitative (MRLAFMQ) Test

This summary test procedure is not for use in regulatory testing. Refer to the current Operator's Manual for the complete procedure.

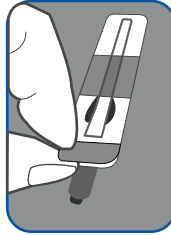


Place completed strip here.

Invalid



1



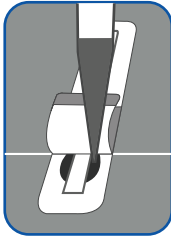
Peel Strip

Verify incubator temperature is 40 ± 1 °C.

Shake milk sample (or controls) and label test strip.

Place strip in incubator and use tab to peel tape back to "Peel to here" line.

2



Add Raw Milk Sample

Slowly pipet 300 µL sample compartment at ROSA® Incubator indicator line (as shown).

Reseal tape over sample compartment.

Close lid and latch.

Incubate for 15 minutes, but not more than 17 minutes.

3



Incubate

Remove tests from incubator.

Visually inspect C (control) line for even development.

Insert clean and visually valid test strip in ROSA Reader or Charm EZ systems in Read-only mode and read results.

T +1.978.687.9200 | F +1.978.687.9216 | E info@charm.com | www.charm.com



659 Andover Street, Lawrence, MA 01843-1032, USA

© 2015 Charm Sciences, Inc. Charm is a registered trademark of Charm Sciences, Inc.

MRK-262-003 Oct-2015