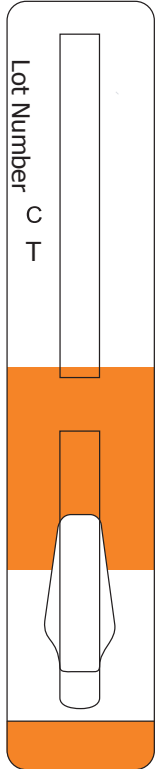


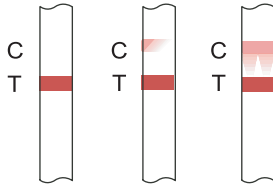
REFERENCE CARD for Charm® Tetracycline Test

This summary test procedure is not for use in regulatory testing. Refer to the current Operator's Manual for the complete procedure.



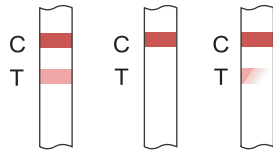
Place completed strip here.

Invalid

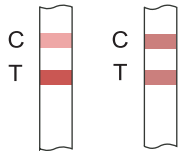


Re-test **Invalid** samples

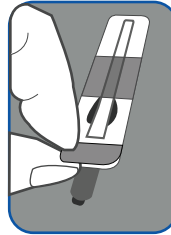
Positive



Negative



1



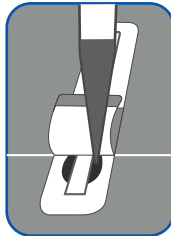
Peel Strip

Verify incubator temperature is 56 ± 1 °C.

Shake diluted milk sample (or controls) and label test strip.

Place strip in incubator and use tab to peel tape back to "Peel to here" line.

2



Add Raw Milk Sample

Slowly pipet 300 μ L diluted sample (or controls) into sample compartment at ROSA® Incubator indicator line (as shown).

Reseal tape over sample compartment.

Close lid and latch.

Incubate for 8 minutes, but not more than 10 minutes.

3



Incubate

Remove tests from incubator.

Visually inspect C (control) line for even development.

Insert clean and visually valid test strip in ROSA Reader or Charm EZ system in Read-only mode and read results.

T +1.978.687.9200 | F +1.978.687.9216 | E info@charm.com | www.charm.com



659 Andover Street, Lawrence, MA 01843-1032, USA

© 2016 Charm Sciences, Inc. Charm is a registered trademark of Charm Sciences, Inc.

MRK-257-003 Feb-2016